Year 2 - Finding Fractions of Amounts (Unit) — Lesson Guide

Step 1

Find $\frac{1}{3}$ of 6 = ☐

1/3 means we want 1 out of 3 equal parts. The denominator tells us how many equal parts make the whole. The numerator tells us how many of those parts we want.

Step 2

Find $\frac{1}{3}$ ✓ of 6 = ☐

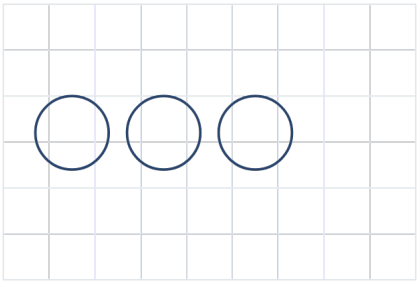

Circles help us see the equal parts. We draw 3 circles the same size, one for each part. Then, we tick the denominator, 3, because we have drawn that many equal parts.

Step 3

Find $\frac{1}{3}$ ✓ of 6 = ☐

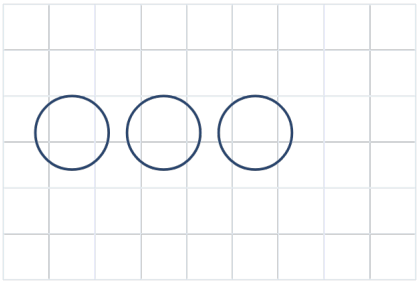

Next, we share 6 equally between the circles, using the same method as division. Each circle must hold the same amount.

Step 4

Find $\frac{1}{3}$ of 6 = ☐

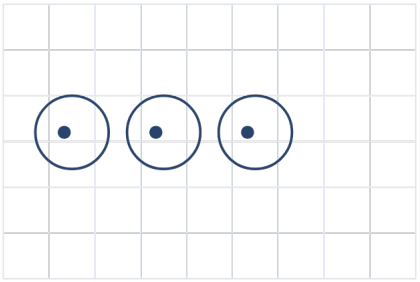

Give one counter to each group in turn. Use the same neat rows in each circle. Each counter is worth 1. We have shared 3 altogether. Each circle now has 1 counter.

Step 5

Find $\frac{1}{3}$ of 6 = ☐

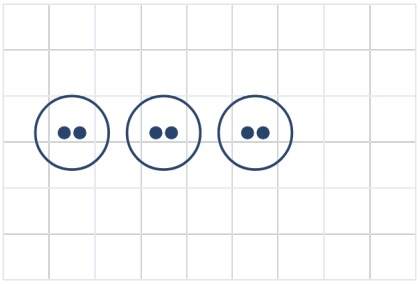

Next, we put one more counter in every circle. We have shared 6 altogether. Each circle now has 2 counters.

Step 6

Find $\frac{1}{3}$ of 6 = ☐

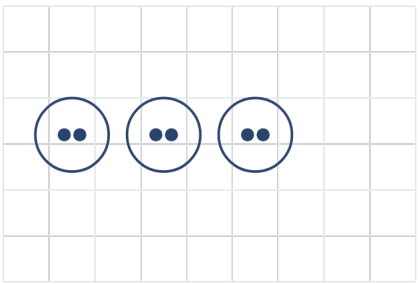

Now, we check that every circle holds the same amount. Each has 2 ones, which is 2. 3 equal groups of 2 make 6, so we have shared the whole amount.

Step 7

Find $\frac{1}{3}$ of 6 = ☐

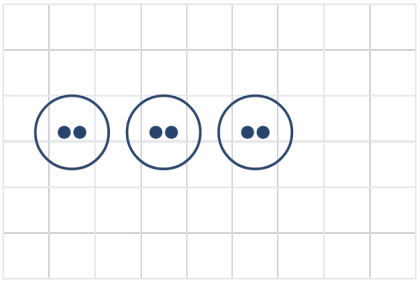

We have shared the whole amount, 6, equally. Now, we tick 6 to show that we have used all of it.

Step 8

Find $\frac{1}{3}$ of 6 = ☐

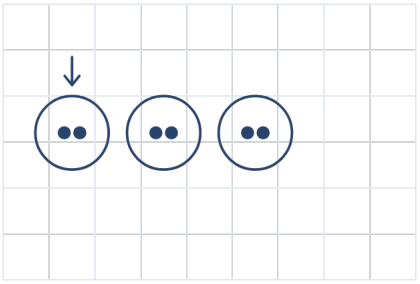

Remember: One arrow goes to each chosen circle. Use the amounts in the circles to find the answer.

The numerator, which is 1, tells us to choose 1 equal part. Draw one arrow to the circle we want. Check that you drew one arrow. Tick the numerator, 1.

Step 9

Find $\frac{1}{3}$ of 6 = ☐

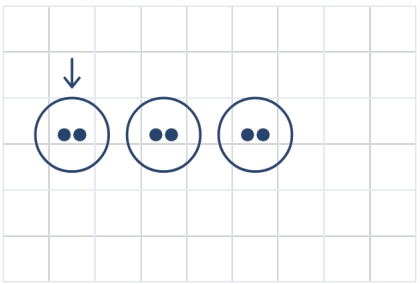

Follow the arrow to its circle. Count the counters in just that circle. There are 2 counters. So one third of 6 is 2.

Step 10

Find $\frac{1}{3}$ of 6 = ____

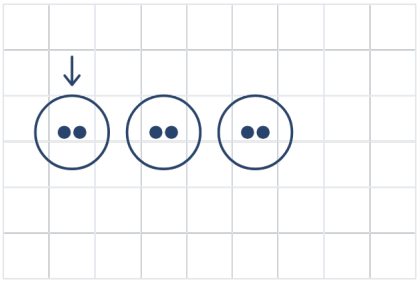

Check the denominator. There are 3 equal groups. Check the whole amount. 3 groups of 2 make 6. Check the numerator. One circle has an arrow. The chosen part gives 2.

Step 11

Find $\frac{1}{3}$ of 6 = 2

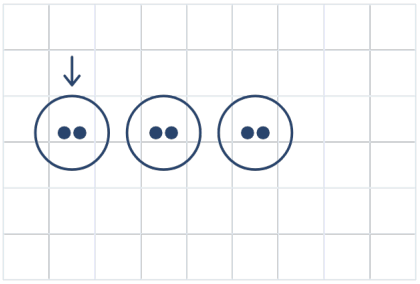

The fraction amount is 2. Copy 2 into the answer box. Make sure you copy the answer correctly.